

Hamlin
Fistula
NZ



Performance Report

Hamlin Charitable Fistula Hospitals Trust
For the year ended 30 June 2021

Contents

- 3 Entity Information
- 4 Approval of Financial Report
- 5 Statement of Receipts and Payments
- 7 Statement of Resources and Commitments
- 9 Statement of Accounting Policies
- 10 Notes to the Performance Report



Entity Information

Hamlin Charitable Fistula Hospitals Trust For the year ended 30 June 2021 Cash Basis



Legal Name of Entity

Hamlin Charitable Fistula Hospitals Trust

Entity Type and Legal Basis

Charitable Trust

Registration Number

CC26896

Entity's Purpose or Mission

To provide long-term financial support for the work and associated activities of the Addis Ababa Fistula Hospital in Ethiopia, in the treatment and care of patients suffering from Obstetric Fistula, and in the prevention of this condition.

Entity Structure

Trustees are appointed and meet in person or telephone link as required. The Management Committee, which includes trustees and other persons, makes operational decisions and organises the work of the Trust. The committee meets four or five times per year.

Main Sources of Entity's Cash and Resources

Revenue is from donations, fundraising activities, interests from investments and grants.

Main Methods Used by the Entity to Raise Funds

Newsletters, Website and Facebook, speaking opportunities, movie screenings.

Entity's Reliance on Volunteers and Donated Goods or Services:

All trustees are volunteers.

Postal Address

PO Box 6395

Upper Riccarton

Christchurch

8442

Approval of Financial Report

Hamlin Charitable Fistula Hospitals Trust
For the year ended 30 June 2021
Cash Basis



The Trustees are pleased to present the approved financial report including the historical financial statements of Hamlin Charitable Fistula Hospitals Trust for year ended 30 June 2021.

Statement of Receipts and Payments

Hamlin Charitable Fistula Hospitals Trust For the year ended 30 June 2021

Hamlin
Fistula
NZ



NOTES 2021

2020

Operating Receipts

Donations, fundraising and other similar revenue	1	404,938	162,985
Receipts from providing goods or services	1	1,428	1,085
Interest, dividends and other investment receipts	1	11,593	28,683
Total Operating Receipts		417,958	192,753

Operating Payments

Payments relating to public fundraising	2	10,350	34,290
Volunteer and employee related payments	2	-	1,000
Payments relating to providing goods or services	2	4,854	2,854
Other operating payments	2	16,601	11,405
Total Operating Payments		31,805	49,549

Operating Surplus or (Deficit)

386,154 **143,204**

Distributions to Ethiopia

Distributions - Hamlin Fistula Ethiopia		224,472	240,858
Total Distributions to Ethiopia		224,472	240,858

Capital Receipts

Receipts from sale of resources

Receipts from investments		198,204	551,816
Receipts from other assets		6,080	9,467
Loan repayments received		-	410
Total Receipts from sale of resources		204,284	561,693

Receipts from borrowings

Receipts from loans		2,093	-
Total Receipts from borrowings		2,093	-

Total Capital Receipts

206,377 **561,693**

Capital Payments

Purchase of resources

Payment for property, plant and equipment		-	1,435
Payment for investments		112,550	341,404
Payment for other assets		976	6,080
Loans made to other parties		-	8,100
Total Purchase of resources		113,527	357,019


Repayment of borrowings

Repayment of loans		1,680	-
Total Repayment of borrowings		1,680	-

Total Capital Payments

115,206 **357,019**

This statement has been prepared without conducting an audit or review engagement, and should be read in conjunction with the attached Compilation Report.



Increase/(Decrease) in Bank Accounts and Cash

Cash Balances

	2021	2020
Cash and cash equivalents at beginning of period	208,482	101,462
Net change in cash for period	252,852	107,020
Cash and cash equivalents at end of period	461,334	208,482

This statement has been prepared without conducting an audit or review engagement, and should be read in conjunction with the attached Compilation Report.

Statement of Resources and Commitments

Hamlin Charitable Fistula Hospitals Trust For the year ended 30 June 2021 Accrual Basis



	2021	2020
Bank Accounts and Cash		
Bank and cash/(bank overdraft)	461,334	208,482
Total Bank Accounts and Cash	461,334	208,482

	2021	2020
Money Owed to the Entity		
Debtors and Prepayments		
Interest Accrued	976	6,080
Prepayments	8,100	8,100
Total Debtors and Prepayments	9,076	14,180
Total Money Owed to the Entity	9,076	14,180

Other Resources

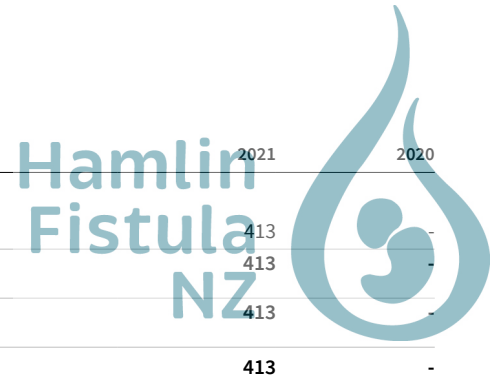
	2021	2020
Current		
Other Current Assets		
ANZ Bank - Term Deposit 1038	108,477	104,503
ANZ Bank - Term Deposit 1051	131,958	130,000
ANZ Bank- Term Deposit 1041	100,000	114,567
ANZ Bank- Term Deposit 1043	71,204	68,222
Kiwibank - Term Deposit 02	-	50,000
Total Other Current Assets	411,639	467,292
Total Current	411,639	467,292
Non Current		
Property, Plant and Equipment	1,435	1,435
Investments		
Investment - FNZ	223,165	200,000
Total Investments	223,165	200,000
Total Non Current	224,600	201,435
Total Other Resources	636,239	668,727

Commitments

	2021	2020
Current		
Creditors and Accrued Expenses		

This statement has been prepared without conducting an audit or review engagement, and should be read in conjunction with the attached Compilation Report.

Statement of Resources and Commitments



	2021	2020
ANZ Visa Account	413	-
Total Creditors and Accrued Expenses	413	-
Total Current	413	-
Total Commitments	413	-

This statement has been prepared without conducting an audit or review engagement, and should be read in conjunction with the attached Compilation Report.

Statement of Accounting Policies

Hamlin Charitable Fistula Hospitals Trust
For the year ended 30 June 2021
Cash Basis



Basis of Preparation

Hamlin Charitable Fistula Hospitals Trust has elected to apply PBE SFR-A (NFP) Public Benefit Entity Simple Format Reporting - Accrual (Not-for-Profit) on the basis that it does not have public accountability and has total annual expenses of equal to or less than \$2,000,000. All transactions in the the Performance Report are reported using the accrual basis of accounting. The Performance Report is prepared under the assumption that the entity will continue to operate in the foreseeable future.

Goods and Services Tax (GST)

The entity is not registered for GST. Therefore all amounts are stated inclusive of GST (if any).

Income Tax

Hamlin Charitable Fistula Hospitals Trust is wholly exempt from New Zealand income tax having fully complied with all statutory conditions for these exemptions.

Bank Accounts and Cash

Bank accounts and cash in the Statement of Receipts and Payments comprise cash balances and bank balances (including short term deposits) with original maturities of 90 days or less.

Changes in Accounting Policies

There have been no changes in accounting policies. Policies have been applied on a consistent basis with those of the previous reporting period.

Notes to the Performance Report

Hamlin Charitable Fistula Hospitals Trust For the year ended 30 June 2021 Accrual Basis



2021

2020

1. Analysis of Receipts

Donations, fundraising and other similar receipts

Donations Churches/Trusts	7,588	36,843
Donations Endow - Direct Banking Only	107,245	66,626
Donations Endow - Manual, Postal, Other	17,645	10,730
Donations Estates	258,802	10,000
Donations Operational	13,358	13,365
Fundraising - Christina C 19	-	4,484
Fundraising - High Tea	-	301
Fundraising - High Tea Christchurch 19	-	14,962
Fundraising - High Tea Hamilton 19	-	3,850
Fundraising - Midwives Accomodation	300	1,823
Total Donations, fundraising and other similar receipts	404,938	162,985

Receipts from providing goods or services

Merchandise Sales	1,428	1,085
Total Receipts from providing goods or services	1,428	1,085

Interest, dividends and other investment receipts

Interest Received	11,593	28,683
Total Interest, dividends and other investment receipts	11,593	28,683

2021

2020

2. Analysis of Payments

Payments related to public fundraising

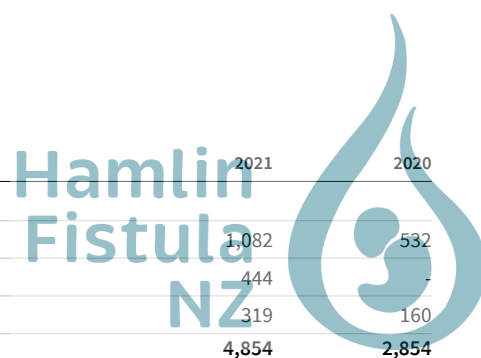
Fundraising - Consultant	10,350	30,118
Fundraising - High Tea Chch	-	3,606
Fundraising - High Tea Hamilton	-	316
Fundraising Expenses - General	-	250
Total Payments related to public fundraising	10,350	34,290

Volunteer and employee related payments

Travel & Accommodation	-	1,000
Total Volunteer and employee related payments	-	1,000

Payments relating to providing goods or services

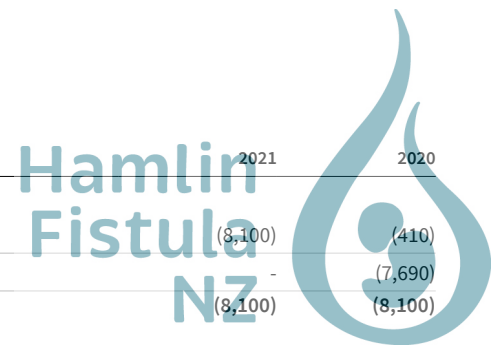
Bank Charges	515	243
Computer Expenses	382	822
General Expenses	205	246
Hire Charges	441	-
Insurance	1,466	-
Legal Expenses	-	852



	2021	2020
Merchandise Purchased	1,082	532
Printing Stamps & Stationery	444	-
Subscriptions	319	160
Total Payments relating to providing goods or services	4,854	2,854
Other operating payments		
Accountancy	1,086	2,100
Audit Fees	2,358	-
Newsletter/Advertising	8,208	8,892
Promotional Expenses	4,140	-
Web Site	809	413
Total Other operating payments	16,601	11,405
Distributions to Ethiopia		
Distributions - Hamlin Fistula Ethiopia	224,472	240,858
Total Distributions to Ethiopia	224,472	240,858
	2021	2020

3. Capital Receipts & Payments

Property, Plant and Equipment		
Opening Balance	(1,435)	-
Computer	-	(1,435)
Total Property, Plant and Equipment	(1,435)	(1,435)
Investments		
Opening Balance	(667,292)	(877,704)
ANZ Bank - Term Deposit 1036	-	111,683
ANZ Bank - Term Deposit 1038	(3,974)	(3,839)
ANZ Bank - Term Deposit 1051	(1,958)	(130,000)
ANZ Bank- Term Deposit 1041	14,567	(4,701)
ANZ Bank- Term Deposit 1043	(2,981)	(2,864)
ANZ Bank- Term Deposit 1047	-	52,859
ANZ Bank- Term Deposit 1048	-	100,885
ANZ Bank- Term Deposit 1049	-	50,000
ANZ Bank- Term Deposit 1050	-	88,957
Bonds - University of Canterbury	-	100,000
Investment - FNZ	(23,165)	(200,000)
Kiwibank - Term Deposit 02	50,000	-
Kiwibank - Term Deposit 04	-	47,432
Total Investments	(634,804)	(667,292)
Other Assets		
Opening Balance	(6,080)	(9,467)
Interest Accrued	5,104	3,387
Total Other Assets	(976)	(6,080)
Loans to Other Parties		



	2021	2020
Opening Balance	(8,100)	(410)
Prepayments	-	(7,690)
Total Loans to Other Parties	(8,100)	(8,100)
Loans Received		
ANZ Visa Account	413	-
Total Loans Received	413	-
Equity		
Opening Balance	891,390	989,043
Taxation	(99)	-
Current year earnings	159,620	(97,654)
Total Equity	1,050,911	891,390

4. Related Parties (Alternative)

There were no transactions involving related parties during the financial year.